

# ARLINGTON QUARTERLY INDICATORS

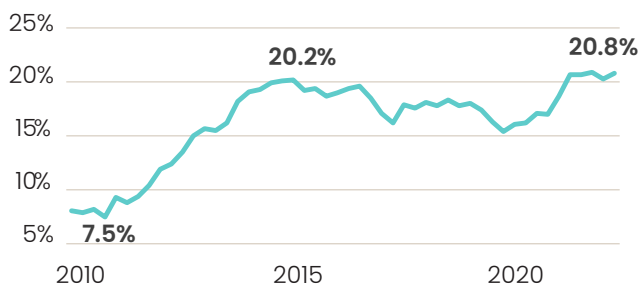
Q2 2022

## Market Snapshot

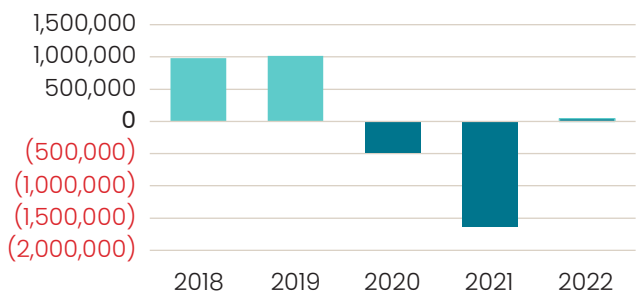
### Office Q2 2022

Rentable Building Area (RBA) 41,812,761

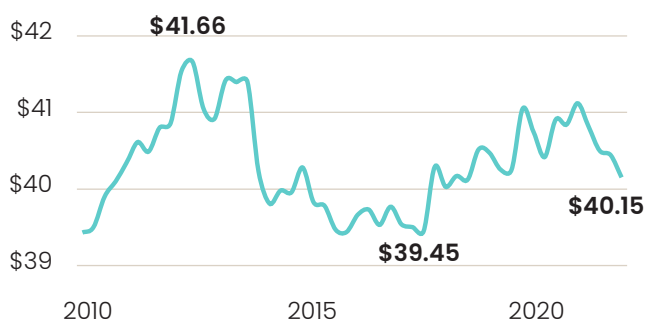
Overall Vacancy Rate (%) 20.8%



Net Absorption (SF) (41,411)



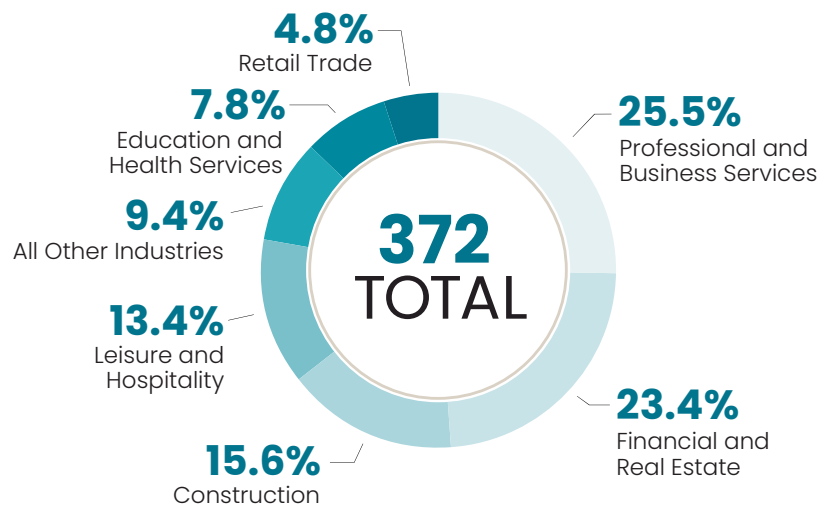
Average Base Rent (\$/SF) \$40.15



Source: CoStar 7/18/22

## Business Licenses

### Commercial Business Licenses Issued Q2 2022



## Certificates of Occupancy

### Notable Certificates of Occupancy Issued Q2 2022

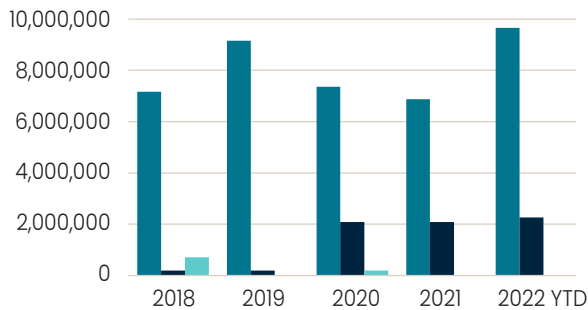
Office	SF	Restaurants	SF
Amazon	50K+	Clarendon Ballroom	10-25K
Fluor	10-25K	Meda Restaurant	<5K
Devis	10-25K	Saigon Noodles & Grill	<5K
360training.com	10-25K	Kushi	<5K
Leadership Institute	10-25K	Seamore's	<5K
US Nuclear Waste Review Board	5-10K	Cabana Restaurant	<5K
Powerup Technology, Inc.	5-10K	<b>Retail</b>	<b>SF</b>
Responsibility.org	5-10K	Amazon Fresh	10-25K
Vector Solutions	5-10K	CVS	5-10K
Sands Capital	5-10K	Burn Boot Camp	5-10K
Alphataraxia Management	5-10K	Mr. Wash	5-10K
MarginEdge	5-10K		

## Development Summary

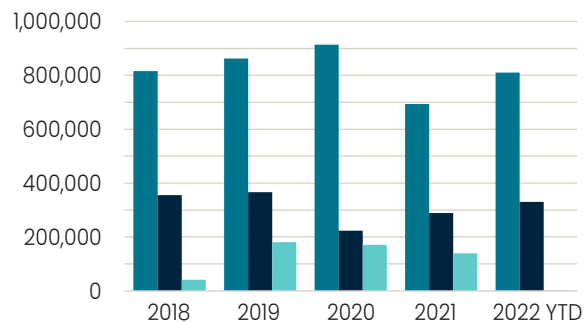
Q2 2022 YTD

	Approved	Under Construction	Completed
<b>Office</b> (SF)	9,662,937	2,260,697	-
<b>Retail</b> (SF)	810,621	330,348	1,921
<b>Residential</b> (Units)	7,564	4,347	351
<b>Hotels</b> (Rooms)	1,233	375	-

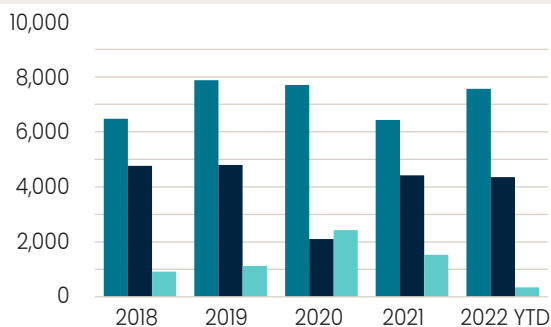
### OFFICE SQUARE FEET



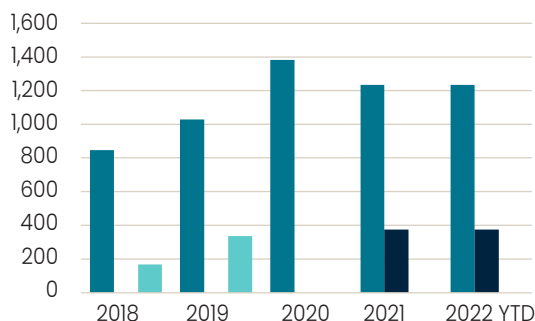
### RETAIL SQUARE FEET



### RESIDENTIAL UNITS



### HOTEL ROOMS



KEY: ■ Approved ■ Under Construction ■ Completed

## Economic Indicators

### AT-PLACE EMPLOYMENT\*

	Reporting Period	Current	Last Period	Last Year	Annual Change
Employees	4Q 2021	171,589	174,103	172,006	-0.2%
Establishments	4Q 2021	9,607	9,451	9,285	3.5%
Gross Wages (weekly)	4Q 2021	\$2,224	\$1,907	\$2,226	-0.1%

\*data excludes enlisted military personnel

Source: Virginia Employment Commission, Quarterly Census of Employment and Wages (QCEW)

### CIVILIAN LABOR FORCE\*

	Reporting Period	Current	Last Period	Last Year	Annual Change
Arlington County	May-22	153,457	153,143	150,836	1.7%
Northern Virginia	May-22	1,650,558	1,645,364	1,624,159	1.6%

### Unemployment Rate

Arlington County	May-22	2.1%	1.9%	3.2%	-1.1 pp
Northern Virginia	May-22	2.6%	2.2%	3.7%	-1.1 pp

\*readjusted monthly  
pp=percentage points

Source: Virginia Employment Commission, Local Area Unemployment Statistics (LAUS)

### HOUSING

	Reporting Period	Current	Year To Date	Last Year To Date	Annual Change
New Listings	Jun-22	424	2,213	2,562	-13.6%
New Pendings	Jun-22	248	1,661	1,973	-15.8%
Closed Sales	Jun-22	286	1,594	1,760	-9.4%

Source: Real Estate Business Intelligence

### AVERAGE HOUSING PRICES

	Reporting Period	Current	Last Period	Last Year	Annual Change
Single Family Detached	Jun-22	\$1,350,692	\$1,308,285	\$1,217,376	11.0%
Single Family Attached	Jun-22	\$981,798	\$986,142	\$807,677	21.6%
Condominium	Jun-22	\$455,131	\$509,954	\$477,685	-4.7%

continued

# ARLINGTON VENTURE CAPITAL ROUNDUP: Q2 2022

By: Adam Henry

While Q2 2022 showed some headwinds in venture capital raises and the IPO market, Arlington-based companies continued to raise venture capital at a steady rate to launch and grow their innovative products and services.

In total, Arlington-based companies saw eight venture capital raises totaling \$166 million in funding. This represents a 60% increase in deal count and a 29% increase in funding from Q1 2022.

Notable raises from this quarter include:

- Arlington-based Federated Wireless, a provider of shared spectrum and CBRS technology, raised an additional \$14 million in Series D funding to help scale the company's platform and support further investments in its capabilities and partnerships, bringing the total raised in the round to \$72 million.
- Ryse Health, an Arlington-based startup that provides care offerings to diabetes patients, raised \$3.4 million in seed funding to hire more employees and expand its service into new markets.
- OxiWear, an Arlington-based health tech startup, secured \$70,000 from Halcyon Angels, an early-stage investing network from Washington, D.C. social impact nonprofit Halcyon. That comes not long after OxiWear collected its second \$100,000 investment from the nonprofit's separate Halcyon Fund.

Since Q2 2020, Arlington-based companies have raised \$995.2 million in venture capital across 63 deals. From Q3 2021 to Q2 2022, Arlington-based companies have averaged \$143 million in venture capital raises per quarter.

[CLICK HERE TO READ THE FULL ARTICLE AT ARLINGTONECONOMICDEVELOPMENT.COM](https://www.arlingtoneconomicdevelopment.com)

## Economic Indicators (continued)

### TOURISM

	Reporting Period	Current	Year To Date	Last Year To Date	Annual Change
Hotel Occupancy	Jun-22	78.1%	62.8%	34.4%	82.6%
RevPAR	Jun-22	\$144.79	\$105.48	\$39.51	167.0%
Average Daily Room Rate	Jun-22	\$185.33	\$168.01	\$114.91	46.2%

Source: Smith Travel Research

### CONSUMER PRICE INDEX (CPI-U)

	Reporting Period	Current	Last Period	Last Year	Annual Change
Washington • Arlington • Alexandria (DC, MD, VA, WV)	May-22	296.6	292.2	275.8	7.5%

### RETAIL SALES (TAXABLE)

	Reporting Period	Current	Last Period	Last Year	Annual Change
Arlington	1st Q 2022	\$694,520,117	\$735,617,998	\$550,325,108	26.2%

### AIR TRANSPORTATION

Washington National Airport	Reporting Period	Current	Last Period	Last Year	Annual Change
Total Aircraft Operations	May-22	25,378	24,337	13,137	93.2%
Total Passengers	May-22	2,243,310	2,149,558	1,119,807	100.3%

Source: Metropolitan Washington Airports Authority

**Michael Stiefvater, Acting Director**  
 Business Investment Group  
 Arlington Economic Development  
 703.228.0827  
 mstiefvater@arlingtonva.us

